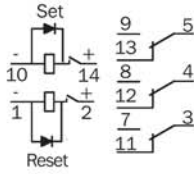
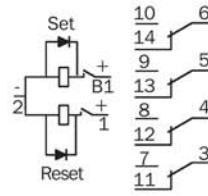
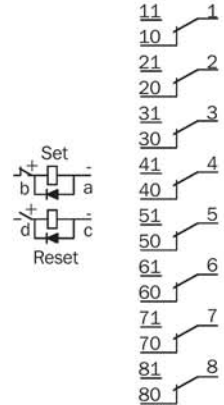


TRIP AND LOCKOUT RELAYS (I)

Model	BF-3R	BF-4R	BJ-8R
Applications	Intended for trip and lockout applications where high demanding requirements in operating time and breaking capacity are needed.		
High burden configuration	not available	See page 15 for technical details	See page 15 for technical details
Construction characteristics			
Contacts no.	3 Changeover	4 Changeover	8 Changeover
Connections			
Options	Options are not available		
Weight (g)	300		600
Dimensions (mm)	45 x 45 x 96,5 (F short Type)		90 x 50 x 100,5 (J short Type)
Coil characteristics			
Standard voltages ⁽¹⁾	24, 48, 72, 110, 125, 220 Vdc / 63,5, 110, 127, 230 Vac (50-60 Hz)		
Voltage range	+10% -20% U _N		
Pick-up voltage	See pick-up voltage / temperature curves for Latching relays		
Consumptions only in the change-over	27 W	23 W	35,5 W
Operating time			
Pick-up time	<10 ms (Vdc) <20 ms (Vac)		<10 ms (Vdc) <20 ms (Vac)
Contacts			
Contact material	AgNi		
Distance between contacts	1,8 mm		
Permanent current	10 A		
Instantaneous current	880 A during 200 ms / 200 A during 10 ms		
Max. making capacity	40 A / 0,5 s / 110 Vdc		
Breaking capacity	See breaking capacity curves (Contact configuration type A)		
Max. breaking capacity	See value for 50.000 operations		
U _{max} opened contact	250 Vdc / 400 Vac		
Performance data			
Mechanical endurance	10 ⁷ operations		
Operating temperature	-40°C +70°C		
Storage temperature	-40°C +70°C		
Max. operating humidity	93% / +40°C		
Operating altitude ⁽²⁾	<2000 m		

⁽¹⁾ Other voltage upon request
⁽²⁾ Ask for higher altitudes