



Identification	Type	OT 4-0801 DC 24 V
	Part-No.	730801
Input		
Input voltage range		17.0 V – 30.0 V
Rated current		8.0 mA
Protection device		Reverse diode
Status Indication		LED yellow
Load Side		
Switching element		Transistor, N/O contact
Min. switching voltage		DC 10 V
Max. switching voltage		DC 60 V
Min. switching current		DC 10 mA
Max. switching current		DC 1.5 A (Derating)
Inrush current		DC 4 A (0.2 s)
Leakage current		<0.1 mA
Switch-on delay		0.1 ms
Switch-off delay		0.1 ms
Switching frequency		<2 kHz
Protection device output		Suppressor diode
General		

14.08.2014 – Subject to technical modification

Part-No. 730801

USA: LUTZE INC.

13330 South Ridge Drive • Charlotte, NC 28273, USA
 Tel. +1 (704) 504-0222 • Fax +1 (704) 504-0223
 www.lutze.com • info@lutze.com

United Kingdom: LÜTZE Ltd.

Unit 3, Sandy Hill Park
 Sandy Way, Amington • GB-Tamworth, Staffs B77 4DU
 Tel. +44 (0)1827 31333-0 • Fax +44 (0)1827 31333-2
 www.lutze.com • sales.gb@lutze.co.uk

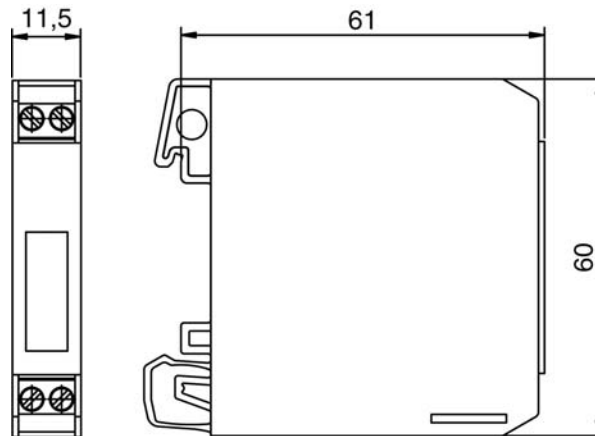


SYSTEMATIC TECHNOLOGY

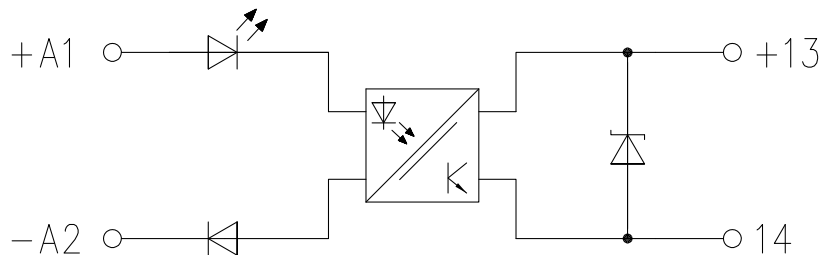
Technical data sheet • Interface Technology

Housing material	PPE
Protection class	IP 20
Field installation	rail TS 35 (EN 50022)
Insulation voltage input/output	4.0 kV _{eff}
Clearance/creep. dist. (control/load side)	>5.5 mm
Safe isolation	yes
Min. working temperature	-25 °C
Max. working temperature	60 °C
Min. storage temperature	-40 °C
Max. storage temperature	80 °C
Width	11.5
Height	60.0
Depth	67.0
Weight (kg/piece)	0.032
Approvals	cULus
Termination	Screw terminal: 0.25–2.5 mm ²

Dimensions



PIN assignment



14.08.2014 – Subject to technical modification

Part-No. 730801

USA: LUTZE INC.

13330 South Ridge Drive • Charlotte, NC 28273, USA
Tel. +1 (704) 504-0222 • Fax +1 (704) 504-0223
www.lutze.com • info@lutze.com

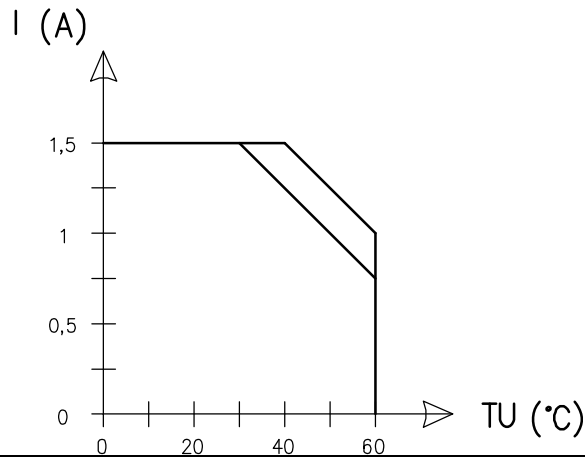
United Kingdom: LÜTZE Ltd.

Unit 3, Sandy Hill Park
Sandy Way, Amington • GB-Tamworth, Staffs B77 4DU
Tel. +44 (0)1827 31333-0 • Fax +44 (0)1827 31333-2
www.lutze.com • sales.gb@lutze.co.uk



SYSTEMATIC TECHNOLOGY

Derating



Accessories

Accessories	Colour	Article number	Type	PU
Jumper comb 24pole, 26A	blue	760801	BK 6-0801	5
Tag holder 7x20 mm	white	760968	BZT-0720	100
Labels for laser printer 6,35x15,24 mm (Sheet with 528 labels)		681033	LEB-0615	1

14.08.2014 – Subject to technical modification

Part-No. 730801

USA: LUTZE INC.

13330 South Ridge Drive • Charlotte, NC 28273, USA
 Tel. +1 (704) 504-0222 • Fax +1 (704) 504-0223
 www.lutze.com • info@lutze.com

United Kingdom: LÜTZE Ltd.

Unit 3, Sandy Hill Park
 Sandy Way, Amington • GB-Tamworth, Staffs B77 4DU
 Tel. +44 (0)1827 31333-0 • Fax +44 (0)1827 31333-2
 www.lutze.com • sales.gb@lutze.co.uk



SYSTEMATIC TECHNOLOGY