

CLB-LME

ACCESSORIES



DESCRIPTION

Float switches

FLOAT SWITCHES

Electrical level indicators, an electrical signal is activated when the minimum (or maximum) oil level is reached. The REED switch has SPDT contacts.

N.B. the float switch must be mounted at min 50 mm from ferrous walls. Max oil viscosity 150 cSt.

MATERIALS

Tank connection: Anodized aluminium

Rod: Stainless steel

Float: Polyamide

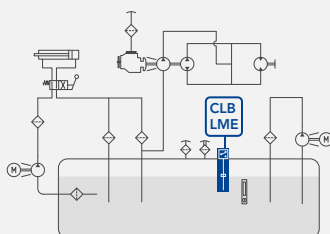
COMPATIBILITY (ISO 2943)

Full with fluids HH-HL-HM-HV-HTG (according to ISO 6743/4).
For fluids different than the above mentioned, please contact our Customer Service.

WORKING TEMPERATURE

From -10°C to +90°C

HYDRAULIC DIAGRAM



Is this datasheet the latest release? Please check on our website.



CLB-LME

ACCESSORIES

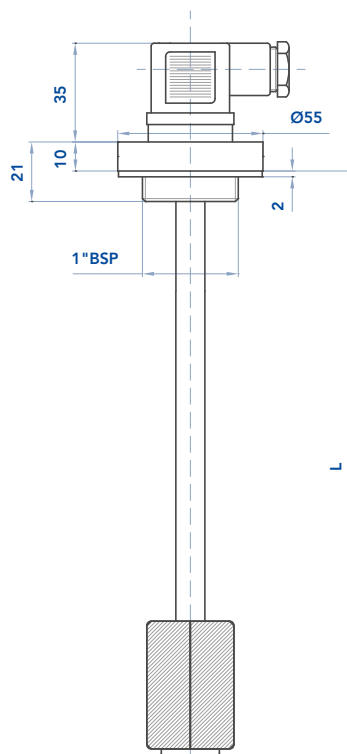


ORDERING AND OPTION CHART

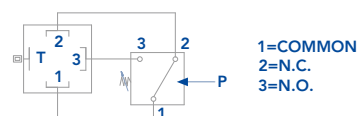
C	L	B	COMPLETE FILTER FAMILY						
			SIZE & LENGHT	15	20	25	35	40	50
		U	CONNECTION TYPE						
			U = universal, BSP+2-3 holes flange	U	U	U	U	U	U
		N	SEALS						
			N = NBR Nitrile	N	N	N	N	N	N
		W	ACCESSORIES						
			W = without	W	W	W	W	W	W

DIMENSIONS

	L
CLB15UNW LME150B5F	150
CLB20UNW LME200B5F	200
CLB25UNW LME250B5F	250
CLB35UNW LME350B5F	350
CLB40UNW LME400B5F	400
CLB50UNW LME500B5F	500



ELECTRICAL DATA



SPDT Reed switch
 Max load AC up to 48V-0,5A
 Max load DC up to 48V-0,5 A

Connector DIN 43650

Protection DIN 40050: IP65

Tank mounting pattern possibilities:

